

ELLIS **BasicsTM 3**

Student Workbook

ELLISTM
English training
software

© 2003 English Language Learning and Instruction System, Inc. All rights reserved.

ELLIS Basics 3.0 Student Workbook

This manual, as well as the software described in it, is furnished under license and may be used or copied only in accordance with the terms of such license. The content of this manual is furnished for informational use only, is subject to change without notice, and does not represent a commitment on the part of English Language Learning and Instruction System, Inc. English Language Learning and Instruction System, Inc. assumes no responsibility or liability for any errors or inaccuracies that may appear in this documentation.

Products, services, and materials of English Language Learning and Instruction System, Inc. are subject to copyright and other intellectual property protection of the United States and foreign countries. Except as permitted by such license, no part of this publication may be reproduced, stored in a retrieval system, or transmitted, in any form or by any means, electronic, mechanical, recording, or otherwise, without the prior written permission of English Language Learning and Instruction System, Inc.

ELLIS, 406 West 10600 South, Suite 610, Salt Lake City, Utah 84095-3943, USA

Part Number: 12200 (10/03)

Contents

| | |
|---------------------------|-----|
| Introduction..... | v |
| Vocabulary Lesson 1 | 2 |
| Vocabulary Lesson 2..... | 21 |
| Vocabulary Lesson 3..... | 37 |
| Vocabulary Lesson 4..... | 55 |
| Vocabulary Lesson 5..... | 71 |
| Vocabulary Lesson 6..... | 91 |
| Vocabulary Lesson 7..... | 107 |
| Vocabulary Lesson 8..... | 123 |
| Vocabulary Lesson 9..... | 139 |
| Reading Lesson 1 | 153 |
| Reading Lesson 2 | 157 |
| Reading Lesson 3 | 161 |
| Reading Lesson 4 | 165 |
| Reading Lesson 5 | 169 |
| Reading Lesson 6 | 173 |
| Reading Lesson 7 | 177 |
| Reading Lesson 8 | 181 |
| Reading Lesson 9 | 187 |

Introduction

The ELLIS Basics Student Workbook is for true beginning, pre-literate, young adult and adult ESL learners. It follows ELLIS Basics lesson by lesson to build upon what is taught in the program. There is no new instruction presented in this book; it instead provides reinforcement activities and practical opportunities to practice writing and using material learned in ELLIS Basics.

The activities in the ELLIS Basics Student Workbook are designed to strengthen beginning literacy, numeracy, and writing skills. Workbook activities can be done in class, as homework, with a tutor, or with peers. They can be used as take-home assignments and for additional practice away from the computer. Teachers may need to initially explain workbook activities to students. However, workbook lessons provide a consistent format to allow non-literate learners to become comfortable completing exercises on their own, without the need for continued assistance from the teacher.

ELLIS Basics is designed for students who have had no prior exposure to English. It reinforces beginning language and literacy acquisition using an integrated skills approach. Like the computer-based instruction, the Student Workbook is

divided into two sections: Vocabulary and Reading. Each section has nine lessons. Vocabulary lessons provide extensive practice in Letters, Numbers, Vocabulary, and Communication. Reading lessons reinforce the sounds and phonemic awareness skills taught in ELLIS Basics. An answer key for the Reading section can be found in the Instructor Guide.

A copy of the Scope and Sequence chart for ELLIS Basics can be found in the Instructor Guide or online at ellis.com. Additional online practice activities, correlations, certificates, and support for ELLIS products can also be found at ellis.com.

Printing Workbook Pages

This Student Workbook is copyrighted and must be purchased either as an individual unit or with the rights to copy. If you have purchased workbooks individually, you are not authorized to make copies of workbook activities. If you have purchased unlimited rights to copy the workbook, you will find the workbook PDF files on the ELLIS Workbook: Duplication Rights CD. With files for the Student Workbooks, you can print the entire book or individual pages as often as you like.

To purchase unlimited rights to copy or to purchase additional copies of the ELLIS Basics Student Workbook, please contact your ELLIS representative or visit us online at ellis.com.

The Alphabet

Aa Bb Cc Dd Ee Ff

Gg Hh Ii Jj Kk Ll Mm

Nn Oo Pp Qq Rr Ss Tt

Uu Vv Ww Xx Yy Zz

Vocabulary Lesson 1

These are the letters you will learn in this lesson.

Aa Bb Cc Dd Ee Ff

Gg Hh Ii Jj Kk Ll Mm

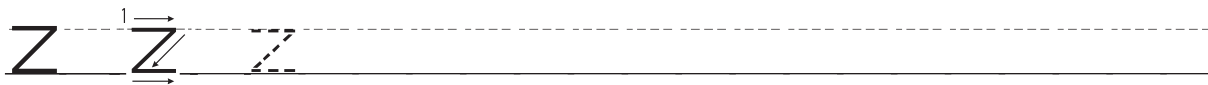
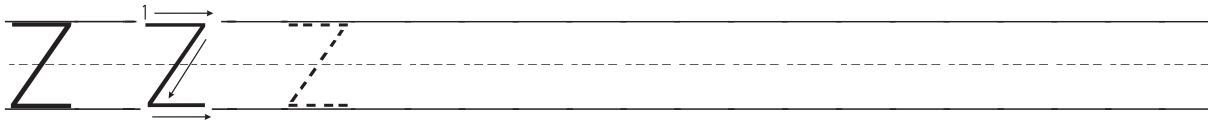
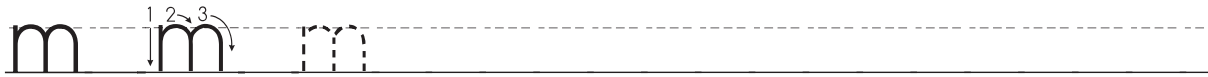
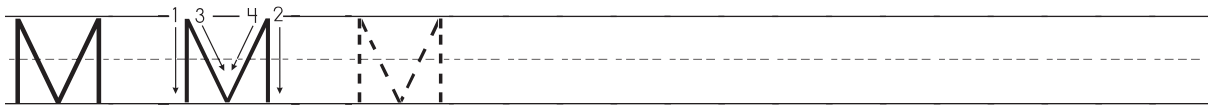
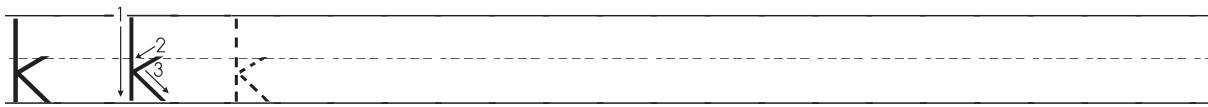
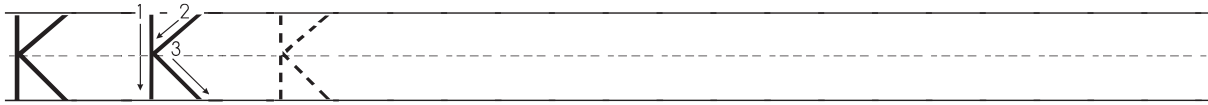
Nn Oo Pp Qq Rr Ss Tt

Uu Vv Ww Xx Yy Zz

NAME _____

1.1 Letters

Practice writing these letters.



1.2 Numbers

NAME _____

Practice writing these numbers.

0 0 0

1 1 1

2 2 2

3 3 3

4 4 4

5 5 5

6 6 6

7 7 7

8 8 8

9 9 9

NAME _____

1.3 Letters

Match the small and capital letters.

k


Z

z

M

m

K



1.4 Letters

NAME _____

Circle the small letter that matches the capital letter.

M

k m z

K

m z k

Z

z m k

Circle the capital letter that matches the small letter.

z

K M Z

m

M Z K

k

Z M K

Write the letter that all three words have.

| | | | |
|----------|-------|-------|-------|
| <u>k</u> | Mike | Kathy | cook |
| ___ | Zach | zero | pizza |
| ___ | Jamal | Mike | name |

NAME _____

1.5 Vocabulary

Write these names.



Zach



Susan



Belinda



Jamal



Mike



Kathy

1.6 Numbers

NAME _____

Write the names of these numbers.

0 zero

1 one

2 two

3 three

4 four

5 five

6 six

7 seven

8 eight

9 nine

10 ten

1.7 Vocabulary

NAME _____

Complete the names.

**Susan****Jamal****Zach****Mike****Belinda****Kathy**

M i k e

S _ _ _ a _ _

_ a _ _ y

_ e l i _ _ a

J a _ _ a _ _

_ _ c h

NAME _____

1.8 Numbers

Complete the names of these numbers.

0

zero

1

one

2

two

3

three

4

four

5

five

6

six

7

seven

8

eight

9

nine

10

ten

z _ e r _ o

s _ _ x

_ _ n _ _

s _ _ v _ _ n

_ _ w _ _

_ _ i g h _ _

t h r _ _ _

n i n _ _

f _ _ u r

_ _ _ n

f i v _ _

1.9 Numbers

NAME _____

Match the numbers and their names. See if you can do it without looking at other pages.

0

1

2

3

4

5

6

7

8

9

10

five

two

nine

seven

one

zero

eight

three

four

ten

six

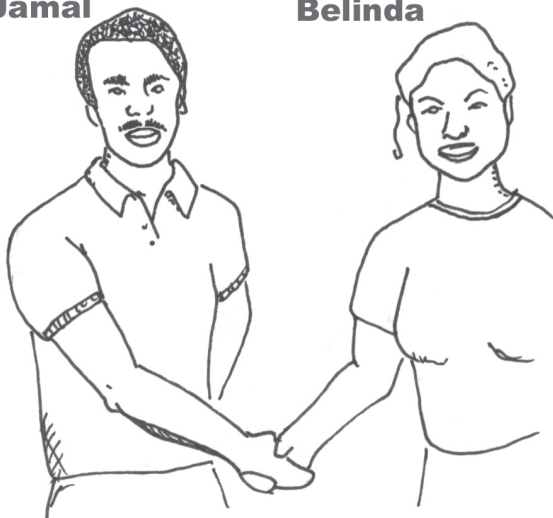
NAME _____

1.10 Communication

Write the conversation.

Hi My name is Belinda

Hello I'm Jamal

1. **Jamal** **Belinda**Jamal: Hi.

Belinda: _____


1.11 Communication

NAME _____

Write the conversation.

Hi My name is Kathy
Hello I'm Mike

1.


Kathy: Hello.

Mike: _____

NAME _____

1.12 Communication

Fill in the letters to spell Zach's name.

| FIRST NAME | | | | | | | | | | | | | LAST NAME | | | | | | | | | | | | |
|---|---|---|---|---|---|---|---|---|---|---|---|---|-----------|---|---|---|---|---|---|---|---|---|---|--|--|
| Z | A | C | H | | | | | | | | | | A | L | L | M | A | N | | | | | | | |
| A | A | A | A | A | A | A | A | A | A | A | A | A | A | A | A | A | A | A | A | A | A | A | A | | |
| B | B | B | B | B | B | B | B | B | B | B | B | B | B | B | B | B | B | B | B | B | B | B | B | | |
| C | C | C | C | C | C | C | C | C | C | C | C | C | C | C | C | C | C | C | C | C | C | C | C | | |
| D | D | D | D | D | D | D | D | D | D | D | D | D | D | D | D | D | D | D | D | D | D | D | D | | |
| E | E | E | E | E | E | E | E | E | E | E | E | E | E | E | E | E | E | E | E | E | E | E | E | | |
| F | F | F | F | F | F | F | F | F | F | F | F | F | F | F | F | F | F | F | F | F | F | F | F | | |
| G | G | G | G | G | G | G | G | G | G | G | G | G | G | G | G | G | G | G | G | G | G | G | G | | |
| H | H | H | H | H | H | H | H | H | H | H | H | H | H | H | H | H | H | H | H | H | H | H | H | | |
| I | I | I | I | I | I | I | I | I | I | I | I | I | I | I | I | I | I | I | I | I | I | I | I | | |
| J | J | J | J | J | J | J | J | J | J | J | J | J | J | J | J | J | J | J | J | J | J | J | J | | |
| K | K | K | K | K | K | K | K | K | K | K | K | K | K | K | K | K | K | K | K | K | K | K | K | | |
| L | L | L | L | L | L | L | L | L | L | L | L | L | L | L | L | L | L | L | L | L | L | L | L | | |
| M | M | M | M | M | M | M | M | M | M | M | M | M | M | M | M | M | M | M | M | M | M | M | M | | |
| N | N | N | N | N | N | N | N | N | N | N | N | N | N | N | N | N | N | N | N | N | N | N | N | | |
| O | O | O | O | O | O | O | O | O | O | O | O | O | O | O | O | O | O | O | O | O | O | O | O | | |
| P | P | P | P | P | P | P | P | P | P | P | P | P | P | P | P | P | P | P | P | P | P | P | P | | |
| Q | Q | Q | Q | Q | Q | Q | Q | Q | Q | Q | Q | Q | Q | Q | Q | Q | Q | Q | Q | Q | Q | Q | Q | | |
| R | R | R | R | R | R | R | R | R | R | R | R | R | R | R | R | R | R | R | R | R | R | R | R | | |
| S | S | S | S | S | S | S | S | S | S | S | S | S | S | S | S | S | S | S | S | S | S | S | S | | |
| T | T | T | T | T | T | T | T | T | T | T | T | T | T | T | T | T | T | T | T | T | T | T | T | | |
| U | U | U | U | U | U | U | U | U | U | U | U | U | U | U | U | U | U | U | U | U | U | U | U | | |
| V | V | V | V | V | V | V | V | V | V | V | V | V | V | V | V | V | V | V | V | V | V | V | V | | |
| W | W | W | W | W | W | W | W | W | W | W | W | W | W | W | W | W | W | W | W | W | W | W | W | | |
| X | X | X | X | X | X | X | X | X | X | X | X | X | X | X | X | X | X | X | X | X | X | X | X | | |
| Y | Y | Y | Y | Y | Y | Y | Y | Y | Y | Y | Y | Y | Y | Y | Y | Y | Y | Y | Y | Y | Y | Y | Y | | |
|  | Z | Z | Z | Z | Z | Z | Z | Z | Z | Z | Z | Z | Z | Z | Z | Z | Z | Z | Z | Z | Z | Z | Z | | |

1.13 Communication

NAME _____

Fill in the letters to spell Belinda's name.

| FIRST NAME | | | | | | | | | | | | | LAST NAME | | | | | | | | | | | | |
|------------|---|---|---|---|---|---|---|---|---|---|---|---|-----------|---|---|---|---|---|---|---|---|---|---|---|--|
| B | E | L | I | N | D | A | | | | | | | R | O | D | R | I | G | U | E | Z | | | | |
| A | A | A | A | A | A | A | A | A | A | A | A | A | A | A | A | A | A | A | A | A | A | A | A | A | |
| ● | B | B | B | B | B | B | B | B | B | B | B | B | B | B | B | B | B | B | B | B | B | B | B | B | |
| C | C | C | C | C | C | C | C | C | C | C | C | C | C | C | C | C | C | C | C | C | C | C | C | C | |
| D | D | D | D | D | D | D | D | D | D | D | D | D | D | D | D | D | D | D | D | D | D | D | D | D | |
| E | E | E | E | E | E | E | E | E | E | E | E | E | E | E | E | E | E | E | E | E | E | E | E | E | |
| F | F | F | F | F | F | F | F | F | F | F | F | F | F | F | F | F | F | F | F | F | F | F | F | F | |
| G | G | G | G | G | G | G | G | G | G | G | G | G | G | G | G | G | G | G | G | G | G | G | G | G | |
| H | H | H | H | H | H | H | H | H | H | H | H | H | H | H | H | H | H | H | H | H | H | H | H | H | |
| I | I | I | I | I | I | I | I | I | I | I | I | I | I | I | I | I | I | I | I | I | I | I | I | I | |
| J | J | J | J | J | J | J | J | J | J | J | J | J | J | J | J | J | J | J | J | J | J | J | J | J | |
| K | K | K | K | K | K | K | K | K | K | K | K | K | K | K | K | K | K | K | K | K | K | K | K | K | |
| L | L | L | L | L | L | L | L | L | L | L | L | L | L | L | L | L | L | L | L | L | L | L | L | L | |
| M | M | M | M | M | M | M | M | M | M | M | M | M | M | M | M | M | M | M | M | M | M | M | M | M | |
| N | N | N | N | N | N | N | N | N | N | N | N | N | N | N | N | N | N | N | N | N | N | N | N | N | |
| O | O | O | O | O | O | O | O | O | O | O | O | O | O | O | O | O | O | O | O | O | O | O | O | O | |
| P | P | P | P | P | P | P | P | P | P | P | P | P | P | P | P | P | P | P | P | P | P | P | P | P | |
| Q | Q | Q | Q | Q | Q | Q | Q | Q | Q | Q | Q | Q | Q | Q | Q | Q | Q | Q | Q | Q | Q | Q | Q | Q | |
| R | R | R | R | R | R | R | R | R | R | R | R | R | R | R | R | R | R | R | R | R | R | R | R | R | |
| S | S | S | S | S | S | S | S | S | S | S | S | S | S | S | S | S | S | S | S | S | S | S | S | S | |
| T | T | T | T | T | T | T | T | T | T | T | T | T | T | T | T | T | T | T | T | T | T | T | T | T | |
| U | U | U | U | U | U | U | U | U | U | U | U | U | U | U | U | U | U | U | U | U | U | U | U | U | |
| V | V | V | V | V | V | V | V | V | V | V | V | V | V | V | V | V | V | V | V | V | V | V | V | V | |
| W | W | W | W | W | W | W | W | W | W | W | W | W | W | W | W | W | W | W | W | W | W | W | W | W | |
| X | X | X | X | X | X | X | X | X | X | X | X | X | X | X | X | X | X | X | X | X | X | X | X | X | |
| Y | Y | Y | Y | Y | Y | Y | Y | Y | Y | Y | Y | Y | Y | Y | Y | Y | Y | Y | Y | Y | Y | Y | Y | Y | |
| Z | Z | Z | Z | Z | Z | Z | Z | Z | Z | Z | Z | Z | Z | Z | Z | Z | Z | Z | Z | Z | Z | Z | Z | Z | |

NAME _____

1.14 Communication

Spell your name. Fill in the letters.

| FIRST NAME | | | | | | | | | | | | | LAST NAME | | | | | | | | | | | | |
|------------|---|---|---|---|---|---|---|---|---|---|---|---|-----------|---|---|---|---|---|---|---|---|---|---|---|---|
| | | | | | | | | | | | | | | | | | | | | | | | | | |
| A | A | A | A | A | A | A | A | A | A | A | A | A | A | A | A | A | A | A | A | A | A | A | A | A | A |
| B | B | B | B | B | B | B | B | B | B | B | B | B | B | B | B | B | B | B | B | B | B | B | B | B | B |
| C | C | C | C | C | C | C | C | C | C | C | C | C | C | C | C | C | C | C | C | C | C | C | C | C | C |
| D | D | D | D | D | D | D | D | D | D | D | D | D | D | D | D | D | D | D | D | D | D | D | D | D | D |
| E | E | E | E | E | E | E | E | E | E | E | E | E | E | E | E | E | E | E | E | E | E | E | E | E | E |
| F | F | F | F | F | F | F | F | F | F | F | F | F | F | F | F | F | F | F | F | F | F | F | F | F | F |
| G | G | G | G | G | G | G | G | G | G | G | G | G | G | G | G | G | G | G | G | G | G | G | G | G | G |
| H | H | H | H | H | H | H | H | H | H | H | H | H | H | H | H | H | H | H | H | H | H | H | H | H | H |
| I | I | I | I | I | I | I | I | I | I | I | I | I | I | I | I | I | I | I | I | I | I | I | I | I | I |
| J | J | J | J | J | J | J | J | J | J | J | J | J | J | J | J | J | J | J | J | J | J | J | J | J | J |
| K | K | K | K | K | K | K | K | K | K | K | K | K | K | K | K | K | K | K | K | K | K | K | K | K | K |
| L | L | L | L | L | L | L | L | L | L | L | L | L | L | L | L | L | L | L | L | L | L | L | L | L | L |
| M | M | M | M | M | M | M | M | M | M | M | M | M | M | M | M | M | M | M | M | M | M | M | M | M | M |
| N | N | N | N | N | N | N | N | N | N | N | N | N | N | N | N | N | N | N | N | N | N | N | N | N | N |
| O | O | O | O | O | O | O | O | O | O | O | O | O | O | O | O | O | O | O | O | O | O | O | O | O | O |
| P | P | P | P | P | P | P | P | P | P | P | P | P | P | P | P | P | P | P | P | P | P | P | P | P | P |
| Q | Q | Q | Q | Q | Q | Q | Q | Q | Q | Q | Q | Q | Q | Q | Q | Q | Q | Q | Q | Q | Q | Q | Q | Q | Q |
| R | R | R | R | R | R | R | R | R | R | R | R | R | R | R | R | R | R | R | R | R | R | R | R | R | R |
| S | S | S | S | S | S | S | S | S | S | S | S | S | S | S | S | S | S | S | S | S | S | S | S | S | S |
| T | T | T | T | T | T | T | T | T | T | T | T | T | T | T | T | T | T | T | T | T | T | T | T | T | T |
| U | U | U | U | U | U | U | U | U | U | U | U | U | U | U | U | U | U | U | U | U | U | U | U | U | U |
| V | V | V | V | V | V | V | V | V | V | V | V | V | V | V | V | V | V | V | V | V | V | V | V | V | V |
| W | W | W | W | W | W | W | W | W | W | W | W | W | W | W | W | W | W | W | W | W | W | W | W | W | W |
| X | X | X | X | X | X | X | X | X | X | X | X | X | X | X | X | X | X | X | X | X | X | X | X | X | X |
| Y | Y | Y | Y | Y | Y | Y | Y | Y | Y | Y | Y | Y | Y | Y | Y | Y | Y | Y | Y | Y | Y | Y | Y | Y | Y |
| Z | Z | Z | Z | Z | Z | Z | Z | Z | Z | Z | Z | Z | Z | Z | Z | Z | Z | Z | Z | Z | Z | Z | Z | Z | Z |

NAME _____

Write your name four times.

Last Name

This image shows a blank sheet of handwriting practice paper. It features four identical sets of horizontal lines arranged vertically. Each set includes a solid top line, a dashed middle line, and a solid bottom line, providing a guide for letter height and placement. The background is white, and the lines are light gray.

NAME _____

1.16 Communication

Write your phone number.

Example: 801-555-1234

| | | | | | | | | | | | |
|-------|-------|-------|-------|-------|-------|-------|-------|-------|-------|-------|-------|
| _____ | _____ | _____ | _____ | _____ | _____ | _____ | _____ | _____ | _____ | _____ | _____ |
| _____ | _____ | _____ | _____ | _____ | _____ | _____ | _____ | _____ | _____ | _____ | _____ |
| _____ | _____ | _____ | _____ | _____ | _____ | _____ | _____ | _____ | _____ | _____ | _____ |
| _____ | _____ | _____ | _____ | _____ | _____ | _____ | _____ | _____ | _____ | _____ | _____ |

NAME _____

Vocabulary Lesson 2

These are the letters you will learn in this lesson.

Aa Bb Cc Dd Ee Ff

Gg Hh Ii Jj Kk Ll Mm

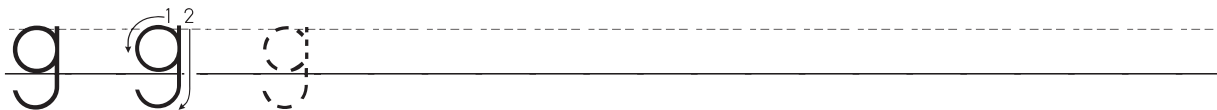
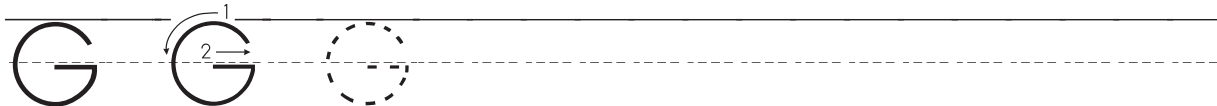
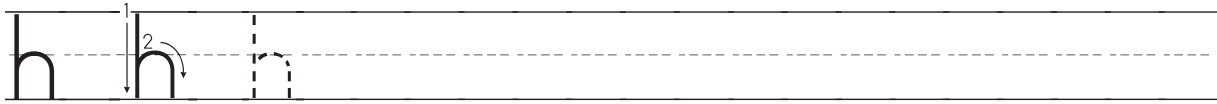
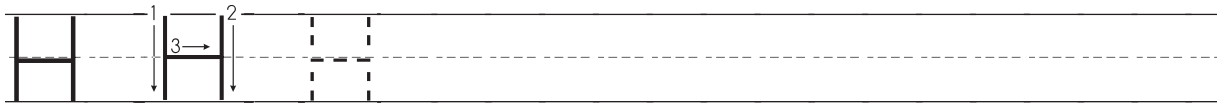
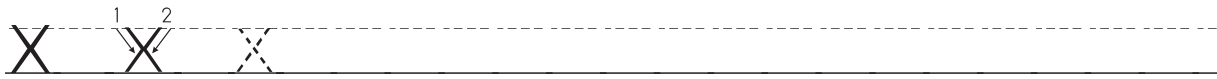
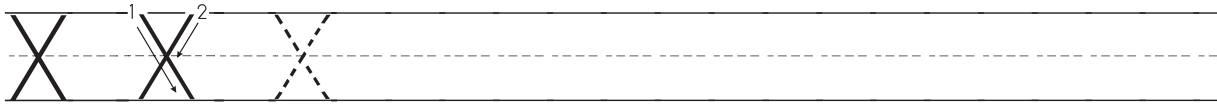
Nn Oo Pp Qq Rr Ss Tt

Uu Vv Ww Xx Yy Zz

2.1 Letters

NAME _____

Practice writing these letters.



NAME _____

2.2 Letters

Circle the small letter that matches the capital letter.

G

m h g

H

g m h

X

k z x

K

x k z

M

h m g

Z

z x k

2.3 Letters

NAME _____

Circle the capital letter that matches the small letter.

h

H

G

X

x

G

X

H

g

H

X

G

k

K

Z

M

z

M

K

Z

m

Z

M

K

NAME _____

2.4 Letters

Match the small and capital letters.

h

K

m

H

g

M

x

G

k

Z

z

X

2.5 Letters

NAME _____

Write the letter that all three words have.

g

eighteen

eighty

dog

smoking

thanks

Mike

men

women

Jamal

Zach

zero

zipper

exit

sixteen

box

thirteen

eighteen

push

NAME _____

2.6 Numbers

Write the names of these numbers.

11 eleven

12 twelve

13 thirteen

14 fourteen

15 fifteen

16 sixteen

17 seventeen

18 eighteen

19 nineteen

20 twenty

2.7 Vocabulary

NAME _____

Write the words from these signs.



entrance



NAME _____

2.8 Numbers

Complete the names of these numbers.

| | | | | |
|--------|--------|----------|----------|---------|
| 11 | 12 | 13 | 14 | 15 |
| eleven | twelve | thirteen | fourteen | fifteen |

| | | | | |
|---------|-----------|----------|----------|--------|
| 16 | 17 | 18 | 19 | 20 |
| sixteen | seventeen | eighteen | nineteen | twenty |

e l e v e n

t w _ _ l v _ _

t _ _ i r t _ _ _ n

f o u r t _ _ _ n

f i f t _ _ _ n

s i _ _ t _ _ _ n

s _ _ v _ _ n t _ _ _ n

_ _ i _ _ e t _ _ _ n

n i n _ _ t _ _ _ n

t w _ _ n t y

2.9 Vocabulary

NAME _____

Complete the words from these signs.



M _ E _ N _

E _ I _

W O _ E _

E _ T R A _ C E


R _ S T R _ O _ S

NAME _____

2.10 Numbers

Match the numbers and their names. See if you can do it without looking at other pages.

| | |
|----|-----------|
| 11 | fifteen |
| 12 | thirteen |
| 13 | eleven |
| 14 | twenty |
| 15 | nineteen |
| 16 | eighteen |
| 17 | sixteen |
| 18 | twelve |
| 19 | seventeen |
| 20 | fourteen |



2.11 Communication

NAME _____

Use these words to complete the conversation.

| | | | |
|------------|--------------|------|---------------------|
| What's up? | Not much. | Fine | I'll see you later. |
| And you? | How are you? | Hi | |
| Hello | Goodbye | Bye | |

Ex.

Mike: Hello. How are you?

Kathy: Fine. And you?

1.



Susan: _____

Belinda: _____

2.



Susan: _____

Belinda: _____

2.12 Communication

NAME _____

Match the phrases.

What's up?

Goodbye.

How are you?

Hi

I'll see you later.

Not much

Hello

Fine.

NAME _____

Vocabulary Lesson 3

These are the letters you will learn in this lesson.

Aa Bb Cc Dd Ee Ff

Gg Hh Ii Jj Kk Ll Mm

Nn Oo Pp Qq Rr Ss Tt

Uu Vv Ww Xx Yy Zz

3.1 Letters

NAME _____

Practice writing these letters.

D D D

d d d

S S S

s s s

W W W

w w w

NAME _____

3.2 Letters

Circle the small letter that matches the capital letter.

D

s d g

S

m h s

W

x z w

G

d g h

H

h m g

X

w k x

K

k z w

M

h m s

Z

s z x

3.3 Letters

NAME _____

Circle the capital letter that matches the small letter.

d

G S **D**

s

S D G

w

X W K

g

D G S

h

M W H

x

X K H

k

K H X

m

W K M

z

S K Z

NAME _____

3.4 Letters

Match the small and capital letters.

d

G

s

W

w

K

g


S

h

D

k

H



3.5 Letters

NAME _____

Write the letter that all three words have.

| | | | |
|--------------|---------|---------|---------|
| <u> d </u> | husband | closed | hundred |
| <u> </u> | sixty | box | exit |
| <u> </u> | smoking | numbers | family |
| <u> </u> | eighty | glass | smoking |
| <u> </u> | smoking | Mike | book |
| <u> </u> | thirty | eighty | push |
| <u> </u> | wife | twenty | two |
| <u> </u> | size | zero | pizza |
| <u> </u> | sixty | closed | sale |

NAME _____

3.6 Numbers

Write the names of these numbers.

20 twenty

21 twenty-one

30 thirty

32 thirty-one

40 forty

50 fifty

60 sixty

70 seventy

80 eighty

90 ninety

100 one hundred

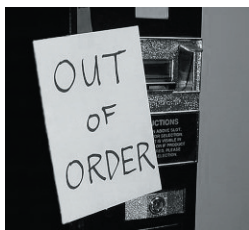
3.7 Vocabulary

NAME _____

Write the words from these signs.



NO SMOKING

no smoking

NAME _____

3.8 Numbers

Complete the names of these numbers.

| | | | | |
|--------|--------|-------|-------|-------|
| 20 | 30 | 40 | 50 | 60 |
| twenty | thirty | forty | fifty | sixty |

| | | | |
|---------|--------|--------|-------------|
| 70 | 80 | 90 | 100 |
| seventy | eighty | ninety | one hundred |

t _ w _ e _ n _ t _ y

t _ _ i _ r _ t _ _

f _ _ r _ t _ _

f _ _ f _ _ y

_ _ i _ _ t _ y

_ _ e _ v _ e _ _ t _ y

e _ i _ _ _ t _ y

_ _ i _ _ e _ t _ y

o _ _ e _ _ _ u _ n _ _ r _ e _ _

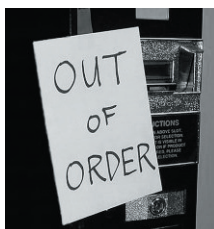
3.9 Vocabulary

NAME _____

Complete these words from the signs.



NO SMOKING



P _ U _ S _ H

_ _ P _ _ N

C L O _ _ E _ _

F _ _ R _ _ A L E

_ _ U T _ _ F O R _ _ E R

N O _ _ _ O _ _ I N _ _

NAME _____

3.10 Numbers

Match the numbers and their names. See if you can do it without looking at other pages.

20

30

40

50

60

70

80

90

100

forty

one hundred

fifty

seventy

eighty

sixty

ninety

thirty

twenty

3.11 Numbers

NAME _____

Match the numbers and their names. See if you can do it without looking at other pages.

21

28

37

43

52

64

76

85

99

eighty-five

ninety-nine

twenty-eight

fifty-two

seventy-six

twenty-one

thirty-seven

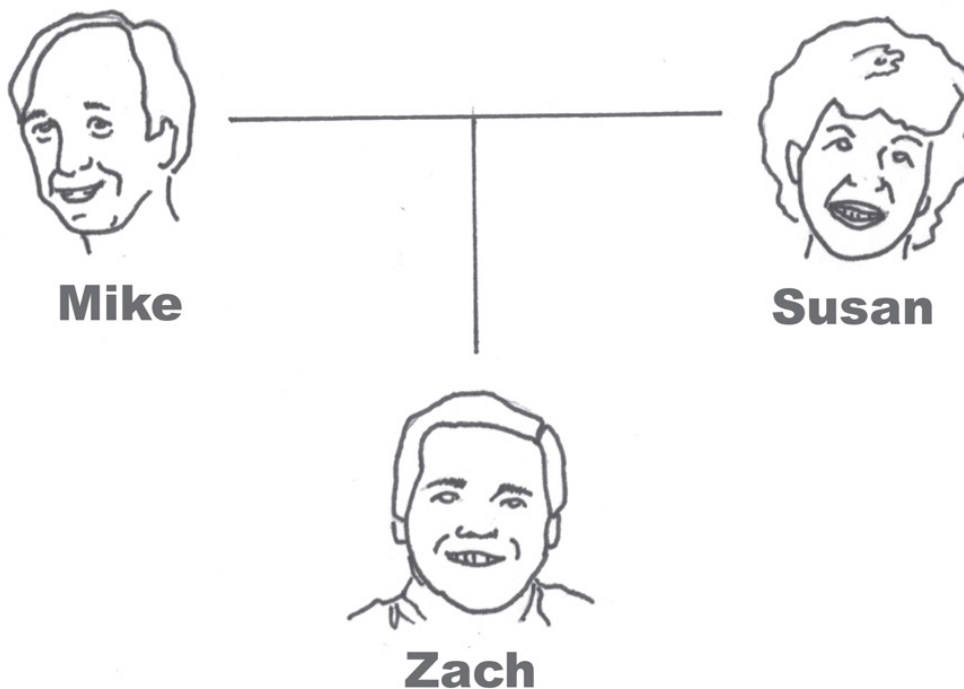
forty-three

sixty-four

NAME _____

3.12 Communication

Use the family tree to write the correct word.




1. Mike is Susan's wife.
2. Zach is Mike's _____.
3. Susan is Zach's _____.
4. Mike is Zach's _____.
5. Susan is Mike's _____.
6. Mike is Zach's _____.

3.13 Communication

NAME _____

Use these words to complete the conversation.

| | | | |
|------------|----------|-------------|-------------|
| This is my | wife | son | father |
| husband | daughter | mother | family |
| dad | mom | Her name is | His name is |



1. This is my mother.
Her name is Beverly.
2. _____


3. _____

4. _____

NAME _____

3.14 Communication

Draw your family tree.



Write the names of your family members.

My mother's name is _____

My father's name is _____

My wife or husband's name is _____

My sons' and daughters' names are _____
_____My brothers' and sisters' names are _____

3.15 Communciation

NAME _____

Tell about your family.

Ex. There are six people in my family.
I have three brothers and two sisters.
I have two sons and no daughters.

1. There are _____ people in my family.
2. I have _____ sisters and _____
brothers.
3. I have _____ sons and _____
daughters.

NAME _____

Vocabulary Lesson 4

These are the letters you will learn in this lesson.

Aa Bb Cc Dd Ee Ff

Gg Hh Ii Jj Kk Ll Mm

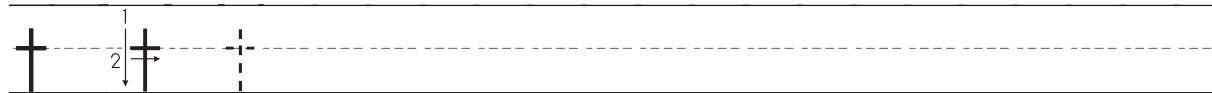
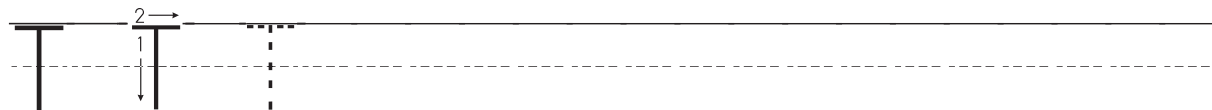
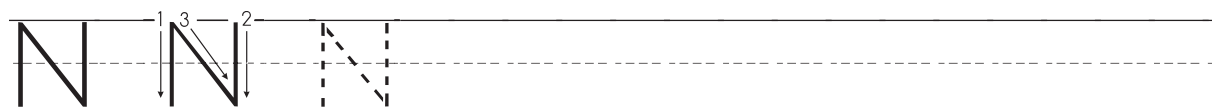
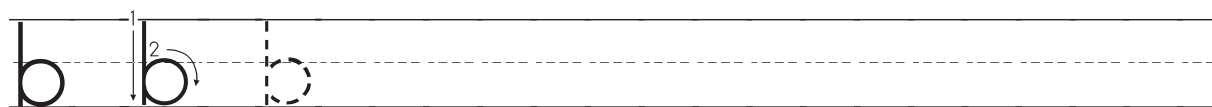
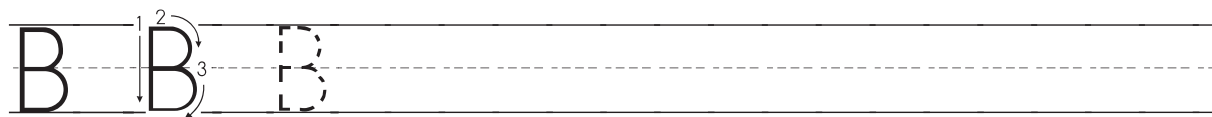
Nn Oo Pp Qq Rr Ss Tt

Uu Vv Ww Xx Yy Zz

4.1 Letters

NAME _____

Practice writing these letters.



NAME _____

4.2 Letters

Circle the small letter that matches the capital letter.

B

d

h

b

N

h

n

s

T

t

w

x

D

g

d

b

S

n

g

s

W

x

t

w

G

d

g

b

H

b

h

d

X

t

w

x

4.3 Letters

NAME _____

Circle the capital letter that matches the small letter.

b

B

S

D

n

W

H

N

t

H

T

X

d

G

D

S

s

B

S

D

w

N

X

W

g

G

D

S

h

H

T

W

x

W

X

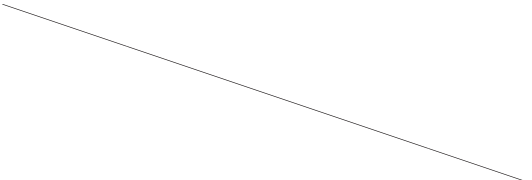
N

NAME _____

4.4 Letters

Match the small and capital letters.

| | |
|---|---|
| b | W |
| n | B |
| t | N |
| d | D |
| s | T |
| w | S |



4.5 Letters

NAME _____

Write the letter that all three words have.

| | | | |
|----------|-----------|---------|-----------|
| <u>g</u> | sign | eight | get |
| ___ | book | brush | breakfast |
| ___ | kitchen | phone | mouth |
| ___ | dinner | read | husband |
| ___ | breakfast | teeth | mouth |
| ___ | brush | nose | eyes |
| ___ | sixteen | taxi | box |
| ___ | kitchen | husband | dinner |
| ___ | homework | wife | two |

NAME _____

4.6 Vocabulary

Write these words.



a bed _____



breakfast _____



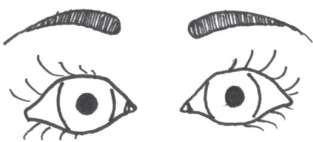
a phone _____



a book _____



teeth _____



eyes _____



an ear _____



a mouth _____



a neck _____



a nose _____



hair _____

NAME _____

4.7 Vocabulary

Complete the words.

| | | | |
|--------|-----------|---------|--------|
| a bed | breakfast | a phone | a nose |
| a book | teeth | eyes | hair |
| an ear | a mouth | a neck | |

e _ y _ e _ s

_ a _ r

_ e e _ h

a _ _ e d

a _ _ o o _

a _ _ o u _ h

a p _ o _ e

a n _ e _ r

a _ _ e c _

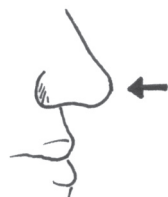
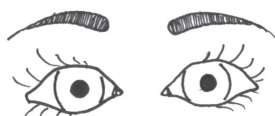
a _ _ o _ e

_ r e a k _ f a s _

4.8 Vocabulary

NAME _____

Match the pictures and words. See if you can do it without looking at other pages.



teeth

eyes

a book

breakfast

a bed

a nose

NAME _____

4.9 Vocabulary

Match the pictures and words. See if you can do it without looking at other pages.



a mouth

hair

an ear

a phone

a neck

4.10 Communication

NAME _____

Use these words to write a sentence.

get up

make breakfast

eat dinner

make the bed

go to bed


brush teeth

talk on the phone


do my homework

What do you do in the morning?

I get up.



What do you do in the afternoon?



What do you do in the evening?



NAME _____

4.11 Communication

Fill in the schedule. Use the words to tell about your day.

get up

make the bed

talk on the phone

make breakfast

go to bed

do my homework


eat dinner



7:00 a.m. _____ I get up. _____

8:00 a.m. _____

9:00 a.m. _____



2:00 p.m. _____

3:00 p.m. _____



7:00 p.m. _____

9:00 p.m. _____

4.12 Communication

NAME _____

Match the words.

cook

do

brush

read

talk

my homework

on the phone

a book

my breakfast

my teeth

NAME _____

Vocabulary Lesson 5

These are the letters you will learn in this lesson.

Aa Bb Cc Dd Ee Ff

Gg Hh Ii Jj Kk Ll Mm

Nn Oo Pp Qq Rr Ss Tt

Uu Vv Ww Xx Yy Zz

5.1 Letters

NAME _____

Practice writing these letters.

J J J

j j j

L L L

I I I

P P P

p p p

NAME _____

5.2 Letters

Circle the small letter that matches the capital letter.

J

p

s

j

L

l

t

j

P

p

b

d

B

d

p

b

N

n

s

h

T

t

l

j

D

b

p

d

S

n

w

s

W

w

n

h

5.3 Letters

NAME _____

Circle the capital letter that matches the small letter.

j

S

J

P

l

T

L

N

p

B

D

P

b

S

B

D

n

N

W

L

t

T

L

N

d

P

D

B

s

B

J

S

w

N

B


W

NAME _____

5.4 Letters

Match the small and capital letters.

| | |
|---|---|
| j | P |
| l | T |
| p | J |
| b | L |
| n | B |
| t | N |



5.5 Letters

NAME _____

Write the letter that all three words have.

j

July

juice

Jamal

toast

plate

things

sandwich

bowl

homework

soup

potatoes

pizza

chicken

spoon

knife

sandwich

salad

dinner

toast

pasta

soup

hamburger

bowl

vegetables

cereal

milk

lunch

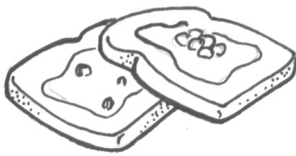
NAME _____

5.6 Vocabulary

Write these words.



coffee




toast



cereal



eggs



a sandwich




soup

5.7 Vocabulary

NAME _____

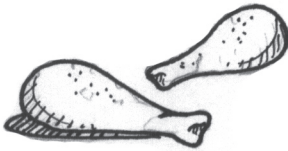
Write these words.



a hamburger _____



pizza _____



chicken _____



potatoes _____



pasta _____



vegetables _____

NAME _____

5.8 Vocabulary


Write these words.



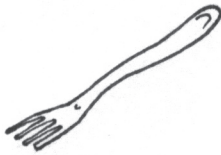
a glass



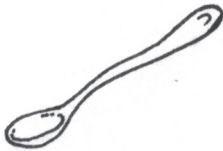
a plate



a knife



a fork



a spoon




a bowl

5.9 Vocabulary

NAME _____

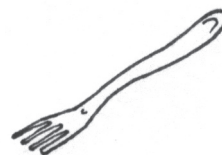
Complete the words.



a knife



cereal



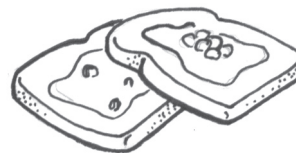
a fork



a spoon



coffee



toast

a _ k _ n i f e

c _ _ f f _ _ _

_ o a s _

a _ f _ r _

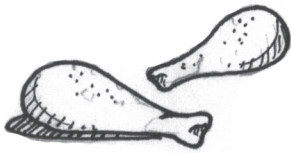
a _ s _ o o _

c _ _ r e a _


NAME _____

5.10 Vocabulary

Complete the words.



chicken



a hamburger




eggs



soup



pizza



a sandwich

e _ g _ g _ s

a _ s a _ _ d _ _ i c _ _

_ _ o u _ _

a _ _ a m _ _ u r _ _ e r

_ _ i _ _ _ a

c _ _ i c k e _ _

5.11 Vocabulary

NAME _____

Complete the words.



potatoes



a glass



pasta



vegetables



a plate



a bowl

a p _ l _ a _ t _ e

_ o _ a _ o e s

_ a s _ a

v e _ e _ a b _ e s


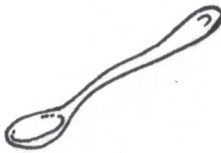
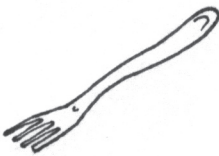
a g _ a _ _

a _ o w _

NAME _____

5.12 Vocabulary

Match the pictures and words. See if you can do it without looking at other pages.



a spoon

coffee

a sandwich

eggs

a fork

soup

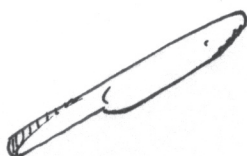
5.13 Vocabulary

NAME _____

Match the pictures and words. See if you can do it without looking at other pages.



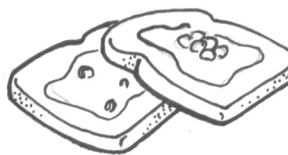
cereal



toast



a knife



vegetables



potatoes




a bowl

NAME _____

5.14 Vocabulary

Match the pictures and words. See if you can do it without looking at other pages.



pizza

a plate

a hamburger

pasta

chicken

a glass

5.15 Communication

NAME _____

Use the words to write a sentence.

What do you like for breakfast?




I like toast and jam.



B. What do you like for lunch?



I like pasta.



C. What do you like for dinner?



I like chicken.



NAME _____

5.16 Vocabulary

What do we NOT usually use to eat these foods. Circle and write the word.

1. **pasta:** a fork a plate a glass
_____ a glass

2. **steak:** a knife a spoon a fork

3. **cereal:** a knife a spoon a bowl

4. **toast and jam:** a plate a knife a glass

5. **rice:** a bowl a knife a fork

5.17 Vocabulary

NAME _____

Find these words.

fork
knife
plate
glass
bowl
spoon

| | | | | | |
|---|---|---|---|---|---|
| B | F | O | R | K | G |
| O | K | N | B | N | L |
| W | O | O | L | I | A |
| L | F | I | P | F | S |
| P | L | A | T | E | S |
| S | P | O | O | N | M |

NAME _____

Vocabulary Lesson 6

These are the letters you will learn in this lesson.

Aa Bb Cc Dd Ee Ff

Gg Hh Ii Jj Kk Ll Mm

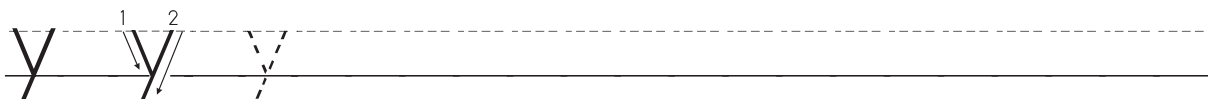
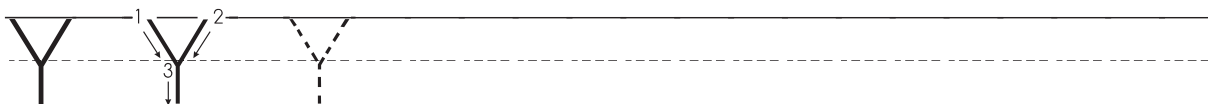
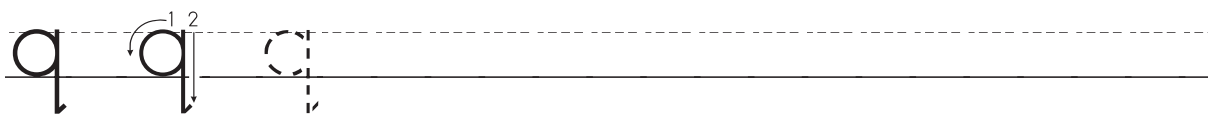
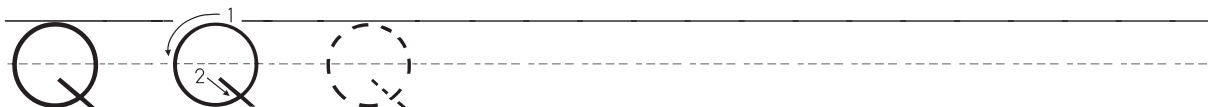
Nn Oo Pp Qq Rr Ss Tt

Uu Vv Ww Xx Yy Zz

6.1 Letters

NAME _____

Practice writing these letters.



NAME _____

6.2 Letters

Circle the small letter that matches the capital letter.

Q

p

b

q

R

r

j

n

Y

l

y

t

J

j

r

q

L

r

l

t

P

q

b

p

B

b

p

q

N

r

j

n

T

t

y

l

6.3 Letters

NAME _____

Circle the capital letter that matches the small letter.

q

B Q R

r

P R B

y

N Y T

j

J P B

l

L T Y

p

P R B

b

R B P

n

Y N T

t

T Y N

NAME _____

6.4 Letters


Write the letter that all three words have.

| | | | |
|----------|------------|--------|-----------|
| <u>y</u> | eyes | family | sixty |
| ___ | chalkboard | book | husband |
| ___ | underline | hand | open |
| ___ | object | jam | adjective |
| ___ | chalkboard | pairs | computer |
| ___ | spell | open | pairs |
| ___ | chalkboard | spell | underline |
| ___ | computer | repeat | Kathy |

6.5 Vocabulary

NAME _____

Write these words.



a desk



a chair



a chalkboard



a computer



a bookcase



a TV

NAME _____

6.6 Vocabulary

Write these actions.

WORD

to underline a word _____

**“WORD,
WORD”**


to repeat a word _____

W-O-R-D


to spell a word _____



to work in pairs _____



to raise your hand _____




to open a book _____

6.7 Vocabulary

NAME _____

Complete the words.



a desk




a TV



a bookcase



a computer



a chalkboard



a chair

a _ d _ e _ s _ k

a _ _ h a i _ _

a c _ _ a _ _ k _ _ o a _ _ d

a c o _ _ _ u t e _ _

a _ _ o o _ _ c a _ _ e

a _ _ V

NAME _____

6.8 Vocabulary


Complete the words.

WORD**W-O-R-D**

to underline a word

to raise your hand

to spell a word

**“WORD,
WORD”**

to open a book

to repeat a word

to work in pairs

to u n d e r _ l i n e a w o r d

to _ e _ e a t a _ o r d

to s _ e _ _ a w o r _

to w o _ k i n _ a i _ s


to _ a i s e _ o u r _ a n d

to o _ e n a _ o o _

6.9 Vocabulary

NAME _____


Match the pictures and words. See if you can do it without looking at other pages.



a chair



a bookcase



a desk



a computer



a TV



a chalkboard

NAME _____

6.10 Vocabulary

Match the pictures and words. See if you can do it without looking at other pages.

WORD

to repeat a word

**“WORD,
WORD”**

to open a book

W-O-R-D


to raise your hand



to spell a word



to underline a word



to work in pairs


6.11 Communication

NAME _____

Ask if you can borrow the following things. Write sentences.



Can I borrow your pencil?



NAME _____

6.12 Communication

Match the word pairs

open

work

raise

spell

in pairs

your hand


this word

your books

6.13 Communication

NAME _____

What are five signs you know? Draw them.



NAME _____

Vocabulary Lesson 7

These are the letters you will learn in this lesson.

Aa Bb Cc Dd Ee Ff

Gg Hh Ii Jj Kk Ll Mm

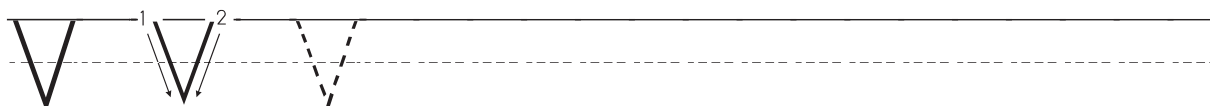
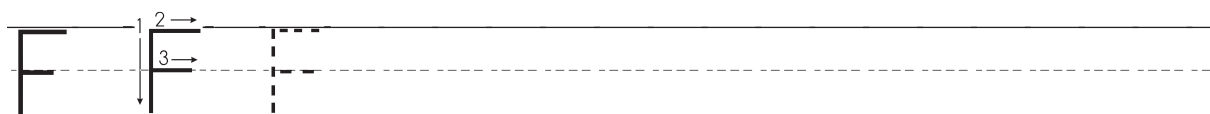
Nn Oo Pp Qq Rr Ss Tt

Uu Vv Ww Xx Yy Zz

7.1 Letters

NAME _____

Practice writing these letters.



NAME _____

7.2 Letters

Circle the small letter that matches the capital letter.

C

r c f

F

j f r

V

y l v

Q

q j p

R

r j f

Y

v l y

J

f j q

L

l y v

P

q r p

7.3 Letters

NAME _____

Circle the capital letter that matches the small letter.

c

P Q **C**

f

Y L F

v

L Y V

q

Q R J

r

R Q P

y

V L Y

j

R J P

l

V L Y

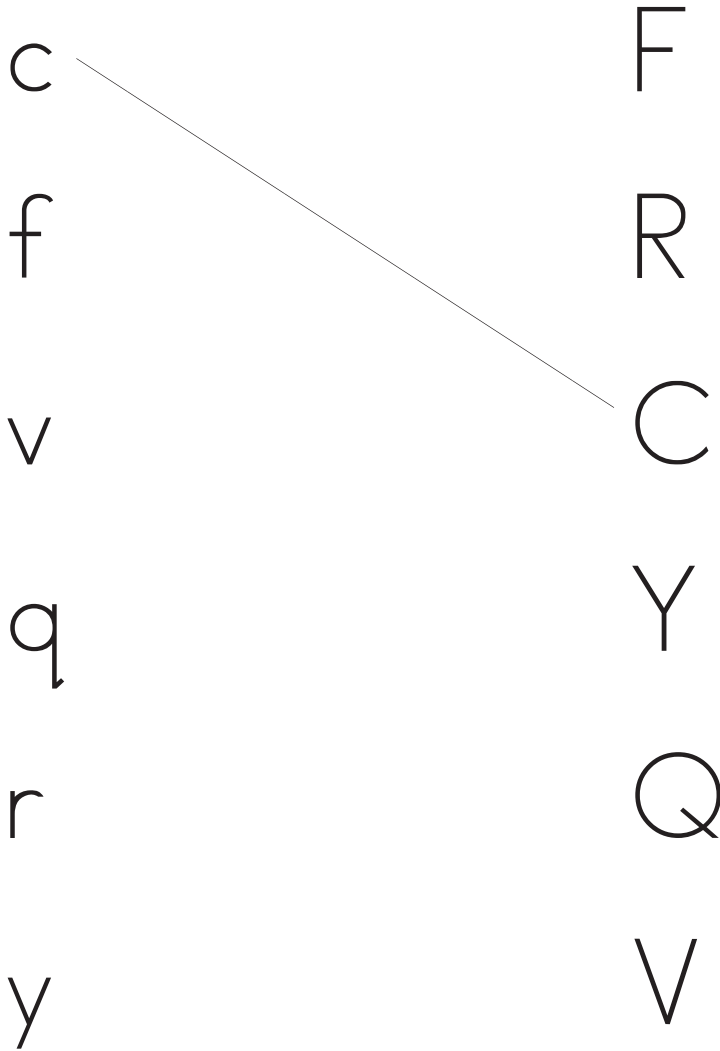
p

R P J

NAME _____

7.4 Letters

Match the small and capital letters.



7.5 Letters

NAME _____

Write the letter that all three words have.

| | | | |
|----------|---------|----------|-----------|
| <u>f</u> | left | office | family |
| _____ | office | bookcase | car |
| _____ | stop | airplane | post |
| _____ | seventy | violin | twelve |
| _____ | jacket | June | juice |
| _____ | only | way | yield |
| _____ | store | straight | underline |
| _____ | yield | left | airplane |

NAME _____

7.6 Vocabulary

Write these words.



right



left




straight


7.7 Vocabulary

NAME _____

Write these words.




a bike




a car



a bus



a train



an airplane



a taxi

NAME _____

7.8 Vocabulary

Write the words from these signs.

stop

**NO LEFT TURN**

7.9 Vocabulary

NAME _____

Complete the words.



right



left



straight




a bike



a car



a bus



a train



an airplane



a taxi

a t _ a _ x _ i

a _ _ u s

s t _ a i g _ _

_ i _ h t

a _ i _ e

a t _ a i _

a n a i _ p _ a _ e

a _ a r

_ e _ t

NAME _____

7.10 Vocabulary

Complete these words from the signs.



O N E W A Y

E _ I _ O _ _ Y

_ I E L _

_ O L E _ T _ U _ N


_ _ O P

_ O _ O T E _ T E _

7.11 Vocabulary

NAME _____

Match the pictures and words. See if you can do it without looking at other pages.



right

a taxi

straight

a train

an airplane

left

a bus

a bike

a car

NAME _____

7.12 Vocabulary

Find these words.

~~NO EXIT~~

TRAIN

RIGHT

BUS

LEFT

CAR

TAXI

T P J C A R

R I G H T L

A B U S A E

I K U E X F

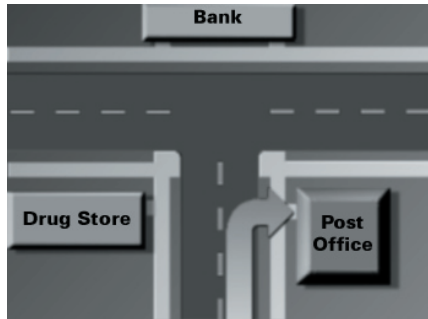
N O E X I T

7.13 Communication

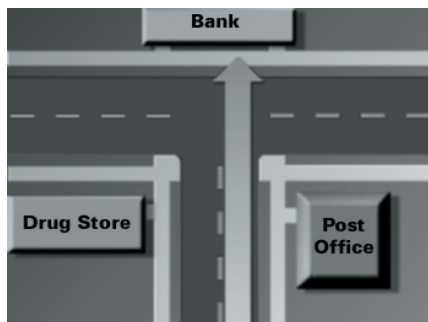
NAME _____

Look at the picture and fill in the blanks.

excuse ~~post office~~ ~~on the right~~ drug store straight ahead
excuse bank on the left

1. Excuse me. Where's the post office?It's on the right.

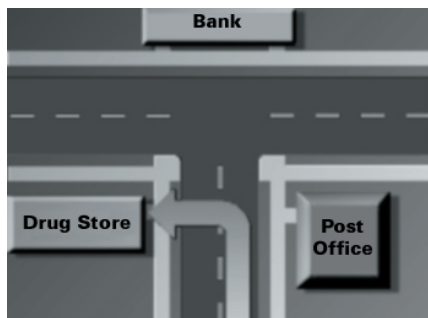
Thanks.



2. _____ me. Where's the _____?

It's _____.

Thank you.



3. _____.

_____.

_____.

NAME _____

Vocabulary Lesson 8

These are the letters you will learn in this lesson.

Aa Bb Cc Dd Ee Ff

Gg Hh Ii Jj Kk Ll Mm

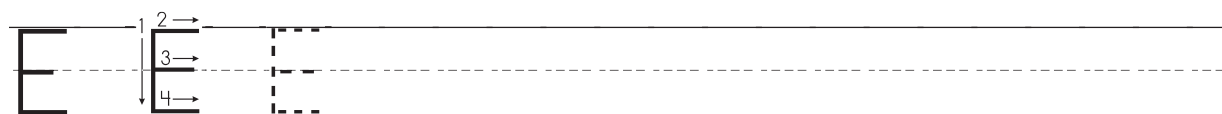
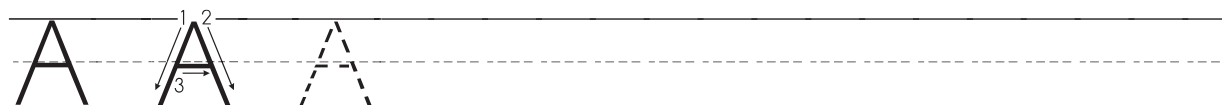
Nn Oo Pp Qq Rr Ss Tt

Uu Vv Ww Xx Yy Zz

8.1 Letters

NAME _____

Practice writing these letters.



NAME _____

8.2 Letters

Circle the small letter that matches the capital letter.

A

☒ a e c

E

e c r

C

a e c

F

q f r

V

c v y

Q

e q r

R

r f c

Y

v y r

8.3 Letters

NAME _____

Circle the capital letter that matches the small letter.

a

V Y A

e

E V F

c

R C Q

f

E F Y

v

Y A V

q

Q C R

r

R Q Y

y

V A Y

NAME _____

8.4 Letters

Match the small and capital letters.

a

e

c

f

v

q

V


Q

C

F

A

E



8.5 Letters

NAME _____

Write the letter that all three words have.

| | | | |
|--------------|-----------|--------|---------|
| <u> e </u> | butter | bakery | check |
| <u> </u> | sugar | bread | butter |
| <u> </u> | beverages | van | twelve |
| <u> </u> | produce | cash | lettuce |
| <u> </u> | fish | off | gift |
| <u> </u> | banana | orange | tomato |
| <u> </u> | pharmacy | bakery | only |

NAME _____

8.6 Vocabulary


Write these words.



bananas _____



oranges _____



apples _____



lettuce _____

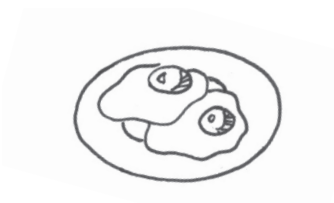


tomatoes _____

8.7 Vocabulary

NAME _____

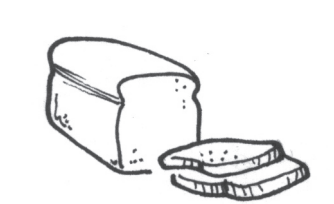
Write these words.



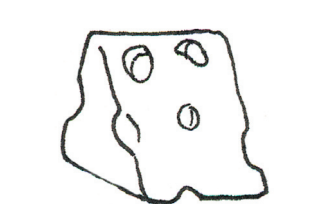
eggs



cash



bread



cheese

NAME _____

8.8 Vocabulary


Complete the words.




cheese



eggs



apples



bread



tomatoes



oranges



cash



lettuce



bananas

b _ a _ n _ a _ n _ a _ s

o _ r _ _ n _ g _ _ s

_ _ p _ p _ l _ _ s

l _ _ t _ t _ u _ c _ _

_ _ o _ m _ _ t _ o _ _ s

_ _ g _ g _ _

c _ _ s _ _


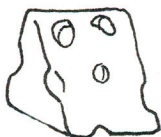
b _ r _ _ _ d

c _ h _ _ _ s _ _

8.9 Vocabulary

NAME _____

Match the pictures and words. See if you can do it without looking at other pages.



bread

bananas

tomatoes

lettuce

oranges

cheese

cash

eggs

apples

NAME _____


8.10 Communication

Look at each picture. How much does it cost? Complete the sentence.



\$2.00

How much are these bananas? _____

\$2.00 two dollars

\$3.00

How much are _____?

\$3.00

\$0.90

_____?

\$0.90

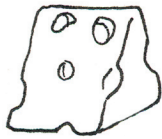
\$4.50

_____ oranges?

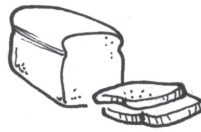
8.11 Communication

NAME _____

Circle the correct words and write the correct food item in the blank.



\$3.47



\$2.10



\$0.79



\$1.24



\$1.65

1. Q: How much is / are this / these milk?
A: one dollar and sixty-five cents
2. Q: How much is / are this / these bread?
A: _____
3. Q: How much is / are this / these cheese?
A: _____
4. Q: How much is / are this / these eggs?
A: _____
5. Q: How much is / are this / these lettuce?
A: _____

NAME _____

8.12 Vocabulary

Where do you find it? Match the food items to the correct grocery store section.

| | | |
|---------|-----------|-------|
| bakery | beverages | dairy |
| produce | deli | |

apples, oranges, tomatoes produce

milk, cheese, butter _____

soda, juice, coffee _____

bread _____

chicken, steak _____

8.13 Communication

NAME _____

Write the price of each item.

milk
\$1.29

one dollar and twenty-nine cents

one twenty-nine

chicken
\$2.25bed
\$490.00soda
\$.50tomatoes
\$.95car
\$210.00

NAME _____

Vocabulary Lesson 9

These are the letters you will learn in this lesson.

Aa Bb Cc Dd Ee Ff

Gg Hh Ii Jj Kk Ll Mm

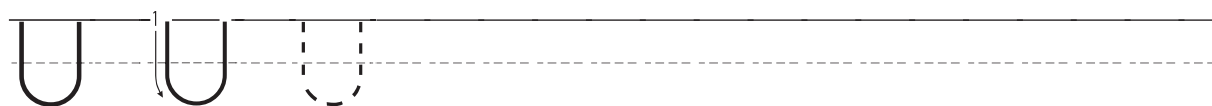

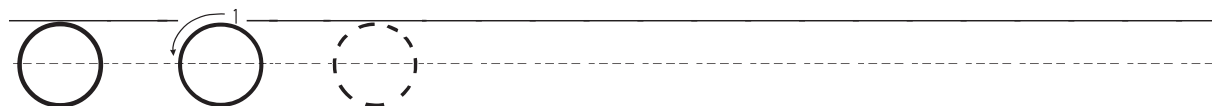
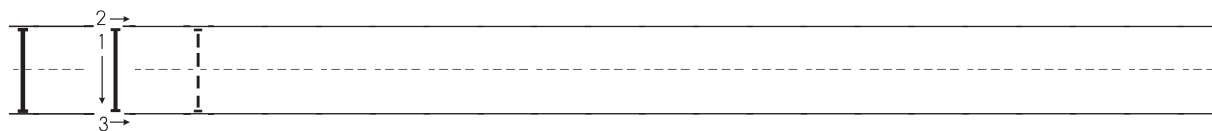
Nn Oo Pp Qq Rr Ss Tt

Uu Vv Ww Xx Yy Zz

9.1 Letters

NAME _____

Practice writing these letters.



NAME _____

9.2 Letters

Circle the small letter that matches the capital letter.

I

f i v

O

c o e

U

v c u

A

a u v

E

o a e

C

e o c

F

f i u

V

v u f

9.3 Letters

NAME _____

Circle the capital letter that matches the small letter.

i

E F I

o

C O U

u

V U C

a

A V U

e

E F C

c

E C O

f

F V E

v

A U V

NAME _____

9.4 Letters

Match the small and capital letters.

a

e

i

o

u


U

I

E

A

O



9.5 Letters

NAME _____

Write the letter that all three words have.

| | | | |
|----------|-----------|---------|------------|
| <u>o</u> | yellow | shoes | socks |
| ___ | skirt | white | milk |
| ___ | colors | black | socks |
| ___ | blue | produce | sugar |
| ___ | shelves | evening | vocabulary |
| ___ | blue | yellow | green |
| ___ | oranges | black | pants |
| ___ | breakfast | office | forty |

NAME _____

9.6 Vocabulary

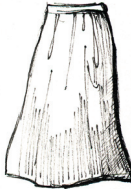
Write these words.




a dress _____



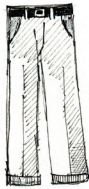
a shirt _____



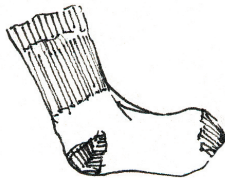
a skirt _____



shoes _____



pants _____



socks _____

9.7 Vocabulary

NAME _____

Complete the words.



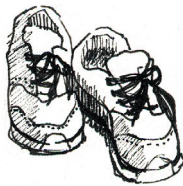
a dress



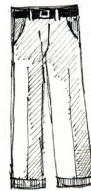
a shirt



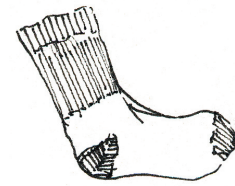
a skirt



shoes



pants



socks

a _ s _ h _ i _ r _ t

s _ _ c _ _ s

_ _ h _ _ e s

a _ s _ _ _ r _ t


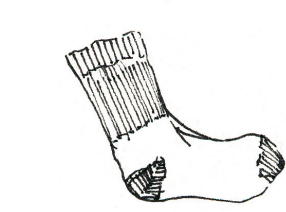
a _ _ r _ e _ _ s

_ _ a _ _ t _ _

NAME _____

9.8 Vocabulary

Match the pictures and words. See if you can do it without looking at other pages.



a skirt

pants

a dress

shoes

a shirt


socks

9.9 Communication

NAME _____

Use these words to complete the conversation.

size
like
~~help~~
nice
get
sale
looking



May I help you?

Yes, I'm looking for a red dress.

What _____?

Six.

Do you _____ this one?

Um, that looks _____.

How much is it?

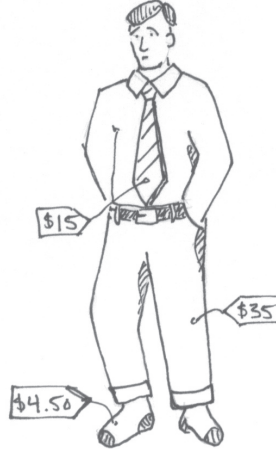
It's on _____ for twenty-five dollars.

Good. I'll _____ it.

NAME _____

9.10 Communication

How much does it cost?



1. How much is the dress?
Twenty dollars.
2. How much are the _____?
Eighteen dollars.
3. _____?
Seventeen dollars.
4. _____ skirt?

5. How much are the _____?
Thirty-five dollars.
6. _____ pants?

9.11 Communication

NAME _____


What are you wearing today? Fill in the chart.

| Clothing | What color is it? | How much did It cost? |
|----------|-------------------|-----------------------|
| shirt | white | \$14.00 |
| | | |
| | | |
| | | |
| | | |
| | | |


NAME _____

1.1 Sounds

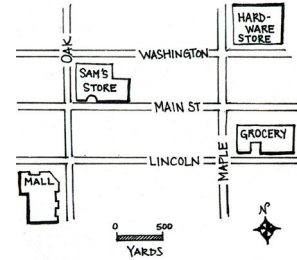
Use the letters by the pictures to complete these words.

men _____n h m n h m n h 

-amburger



-en



-ap



-ose



-air



-ilk



-ead



-ickel

9

-ine

1.2 Sounds

NAME _____

Use the letters by the pictures to complete these words.

soup _____ Z _____

s _____ z _____

s _____ z _____

s _____



-oup



-ach

O


-ero

7

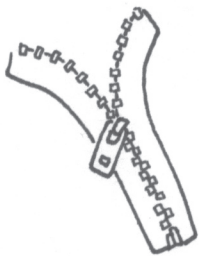
-even



-ocks



-poon



-ipper

NAME _____

1.3 Sounds**Say these words.***knot*
*knife***Circle the sound that these words begin with.**

- a. the "k" sound
b. the "n" sound
-

How do we say these words?*knee*
*keep***Do both of these words start with the same sound?**

- a. yes
b. no
-

How do we say these words?*knee*
*nose***Do both of these words start with the same sound?**

- a. yes
b. no

NAME _____

2.1 Sounds

Use the letters by the pictures to complete these words.

f _____

violin _____

sh _____

f _____

v _____

sh _____

f _____

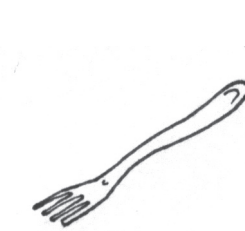
v _____

sh _____


f _____



-iolin



-ork




-ish



-an



-egetables



-oes



-irt



-ip

5

-ive

2.2 Sounds

NAME _____

Say these words. Which sound does each word begin with?

*three**they**the**Thursday**thumb**this**thanks*

Write each word in the right place.

th (no voice, only air)

three _____

th (with voice)

NAME _____

2.3 Sounds**Say these words.***phone**photo***Circle the sound that these words begin with.**

- a. the “f” sound
 - b. the “p” sound
-

How do we say these words?*pharmacy**potatoes***Do both of these words start with the same sound?**

- a. yes
 - b. no
-

How do we say these words?*pharmacy**family***Do both of these words start with the same sound?**

- a. yes
- b. no

NAME _____

3.1 Sounds

Use the letters by the pictures to complete these words.

lamp _____

| _____

| _____

| _____

r _____

r _____


r _____




-ice



-uler



-ettuce



-amp



-estrooms



-ock



-id

3.2 Sounds

NAME _____

Say these words.*wrist**wrench***Circle the sound that these words begin with.**

- a. the "w" sound
 - b. the "r" sound
-

How do we say these words?*write**wall***Do both of these words start with the same sound?**

- a. yes
 - b. no
-

How do we say these words?*write**red***Do both of these words start with the same sound?**

- a. yes
- b. no

NAME _____

3.3 Sounds**Say these words. Which O sound does each word have?**

socks
closed
coffee
phone
no
smoking
off
open
dollar

Write each word in the right place.☐ (long O)

closed _____

☐ (short O)

NAME _____

4.1 Sounds

Use the letters by the pictures to complete these words.

book _____

d _____

J _____

b _____

d _____

j _____

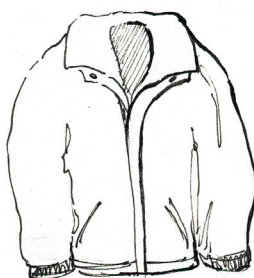
b _____

d _____

j _____



-ress



-acket



-ook



-ime



-uice



-ed



-ananas



-og



-amal

4.2 Sounds

NAME _____

Say these words. Which e vowel sound does each word have?

me
evening
seven
she
bed
pen
he
vegetables

Write each word in the right place.

☐ (long E)

me _____

☐ (short E)

Say these words.

Kathy
fifty
family
money

What vowel sound do these words end with?

- a. ☐ (long E)
b. ☐ (short E)

NAME _____

5.1 Sounds

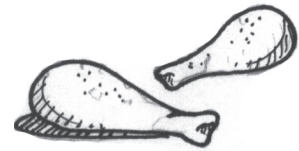
Use the letters by the pictures to complete these words.

plate _____t _____ch _____p _____t _____ch _____p _____t _____ch _____

-late



-air



-icken




-izza



-oast

10

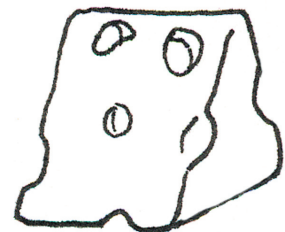
-en



-rain



-otatoes



-eese

5.2 Sounds

NAME _____

Say these words. Which a vowel sound does each word have?

plate
glass
paper
baby
hamburger
salad
jam
potatoes

Write each word in the right place.☐ (long A)

plate _____

☐ (short A)

Say these words.

day
way
May

What vowel sound do these words end with?

- a. ☐ (long A)
b. ☐ (short A)

NAME _____

6.1 Sounds

Use the letters by the pictures to complete these words.

Kathy _____

g _____

w _____

c _____


g _____

w _____

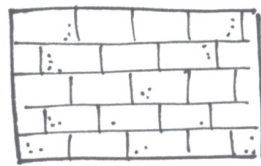
c _____

g _____

w _____



-ar



-all



-ate



-ift



-ash



-athy



-atch



-omen



-lass

6.2 Sounds

NAME _____

Say these words. Which i vowel sound does each word have?

rice
dinner
knife
milk
bike
five
six
chicken

Write each word in the right place.☐ (long I)

rice _____

☐ (short I)

Say these words.

my
sky
July

What vowel sound do these words have?

- a. ☐ (long I)
b. ☐ (short I)

Say these words.

light
right
thigh

What vowel sound do the letters *igh* make?

- a. ☐ (long I)
- b. ☐ (short I)

NAME _____

7.1 Sounds

Use the letters by the pictures to complete these words.

| | | |
|-----------|---------|----------|
| yes _____ | _____ x | qu _____ |
| y _____ | _____ x | qu _____ |
| y _____ | _____ x | qu _____ |

~~no~~

yes

-es

?

-estion



ta-i



-ogurt

6

si-



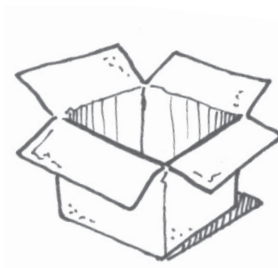
-ield



-een



-uarter



bo-

7.2 Sounds

NAME _____

Which two sounds does the letter X make?

- a. "hs"
- b. "ks"
- c. "kl"

Which two sounds do the letters qu make?

- a. "pu"
- b. "gl"
- c. "kw"

Say these words. Which U vowel sound does each word have?

ruler
bus
cup
soup
juice
nuts
blue
thumb

Write each word in the right place.☐ (long U)

ruler

☐ (short U)

NAME _____

8.1 Sounds

Use the letters by the pictures to complete these words.

_____ boy

_____ ng


_____ oy _____

_____ ng

_____ oi _____

_____ ng _____

_____ ng _____



ri-



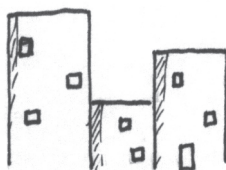
si-er



t-let



t-s



buildi-s



b-



no smoki-

8.2 Sounds

NAME _____

Use the letters by the pictures to complete these words.

_____ge_____

cereal_____

_____ge

_____ce

_____ge_____

ci_____

_____ci_____



ri-



ve-tables



pen-l



bevera-s



-ty



-real



garba-

NAME _____

8.3 Sounds**Say these words.***cereal**rice**city**pencil***In these words, what sound does the letter C make?**

- a. the “k” sound
 - b. the “s” sound
-

Say these words.*vegetables**beverages***In these words, what sound does the letter g make?**

- a. the “g” sound
 - b. the “j” sound
-

Say these words.*train**mail**chain***In these words, what sound do the letters ai make?**

- a. the “□” sound
- b. the “□” sound

8.4 Sounds

NAME _____

Say these words. Which sound do the letters OW make in each word?*brown**snow**bowl**flower**cow**vowels**yellow***Write each word in the right place.**

□ (long O)

the “ow” sound

snow

NAME _____

9.1 Sounds

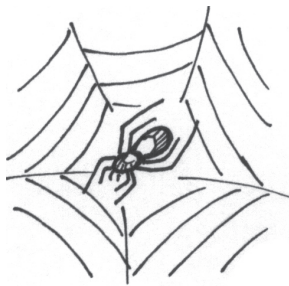
Use the letters by the pictures to complete these words.

spider _____


st _____

pr _____


tr _____



-ider



-ee



-airs



-esident

9.2 Sounds

NAME _____

Say these words.

cheese
three

In these words, what sound do the letters *ee* make?

- a. the “□” sound
 - b. the “□” sound
-

Say these words.

cake
nine
phone

Which kind of vowels do these words have?

- a. long vowels
 - b. short vowels
-

Say these words.

map
six
stop
bus

Which kind of vowels do these words have?

- a. long vowels
- b. short vowels

NAME _____

9.3 Sounds**Say these words. Which sound do the letters OO make in each word?**

book
foot
moon
food
spoon
cookies

**Which sound do the letters OO make in each word?
Write each word in the right place.**

□ (long U)

moon _____

the "oo" sound

9.4 Sounds

NAME _____

Say these words. Which sound do the letters ea make in each word?*meat**leaf**bread**beans**thread**feather***Which sound do the letters ea make in each word?
Write each word in the right place.**☐ (long E)

meat

☐ (short E)
